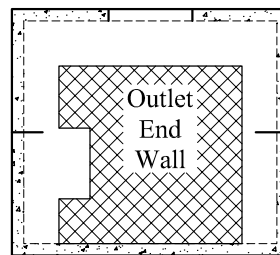
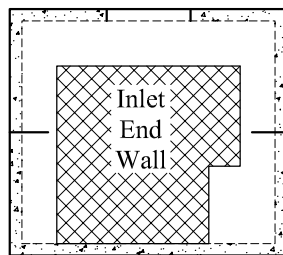
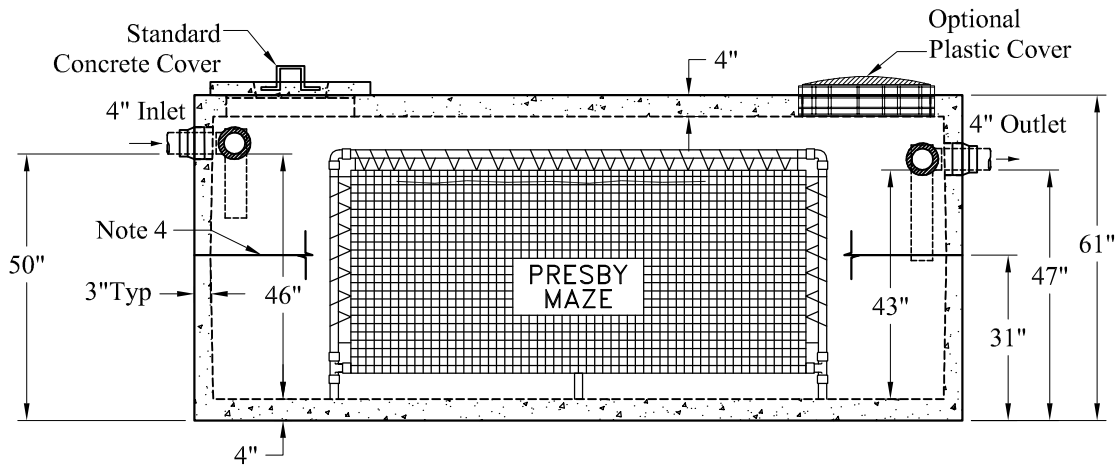
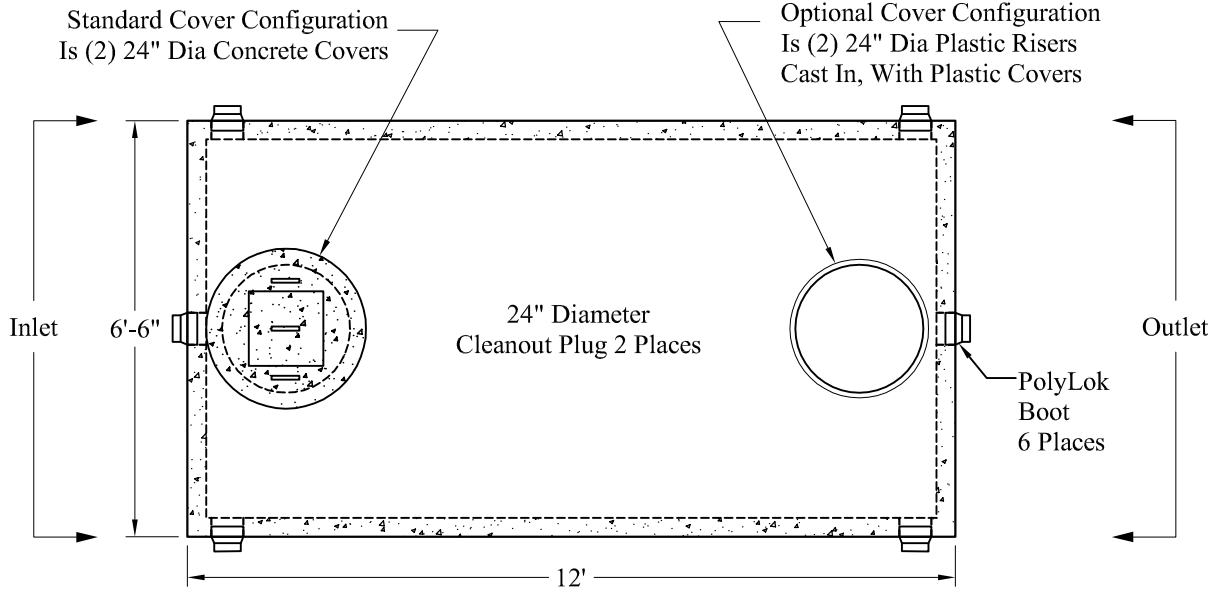


1-800-639-2199

Fax (603) 224-2927

Tanks\Standard\1500 Gal\1500 Gal LD Septic Tank Presby Maze Sales



End Views of Maze (NTS)

Liquid Level: 6' x 11.5' = 517 Gals/VF x 3.58' = 1,850 Gals

**General Notes**

1. Steel Reinforcement Conforms to Latest ASTM Specifications: ASTM-A615 Grade 60 Rebar
2. Concrete:  $f_c = 4,000$  psi @ 28 Days Minimum
3. Flexible Sleeves Used On All Pipe Openings
4. Butyl Rubber Joint Sealant Provided
5. Internal PVC Baffles Available
- Inlet: Shall Penetrate at Least 9" Below the Liquid Level, But Not Deeper Than the Outlet Baffle.
- Outlet: Shall Extend Below the Surface of the Liquid Equal to 40% of the Liquid Depth (17").
6. LD Tanks: 3' Cover Max, Non-Traffic

Est Weight:  
 Upper: 6,850 Lbs  
 Lower: 7,300 Lbs  
 Total: 14,150Lbs

Phoenix  
Precast  
Products

1500 Gallon LD  
Septic Tank  
With Presby Maze

P/N: ST-1500RLD

Phoenix Precast Products

Phoenix Precast Products