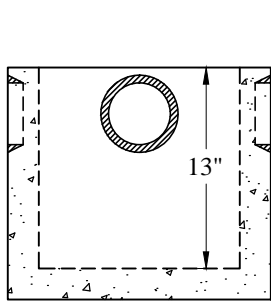
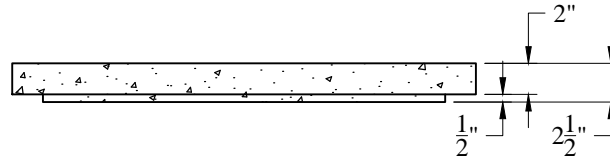
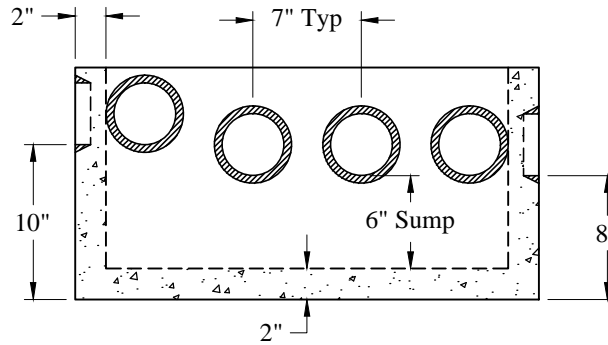


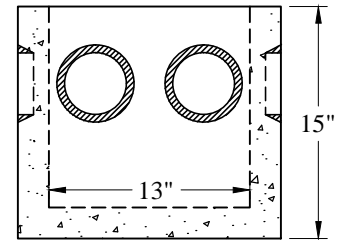
Plan View



Inlet End



Section View



Outlet End

**General Notes**

- 1.) Concrete:  $f_c = 4,000$  PSI @ 28 Days Minimum
- 2.) Plastic Pipe Seals On All Openings
- 3.) Weight:
  - Box: 270 Lbs
  - Cover: 105 Lbs
  - Total: 375 Lbs

Phoenix  
Precast  
Products

8 Outlet Triple Inlet  
"D" Box  
With Sump

P/N: DB-8 Triple Inlet