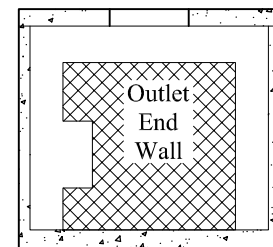
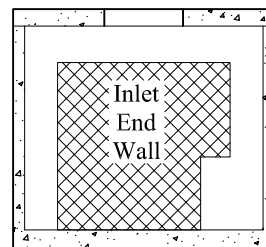
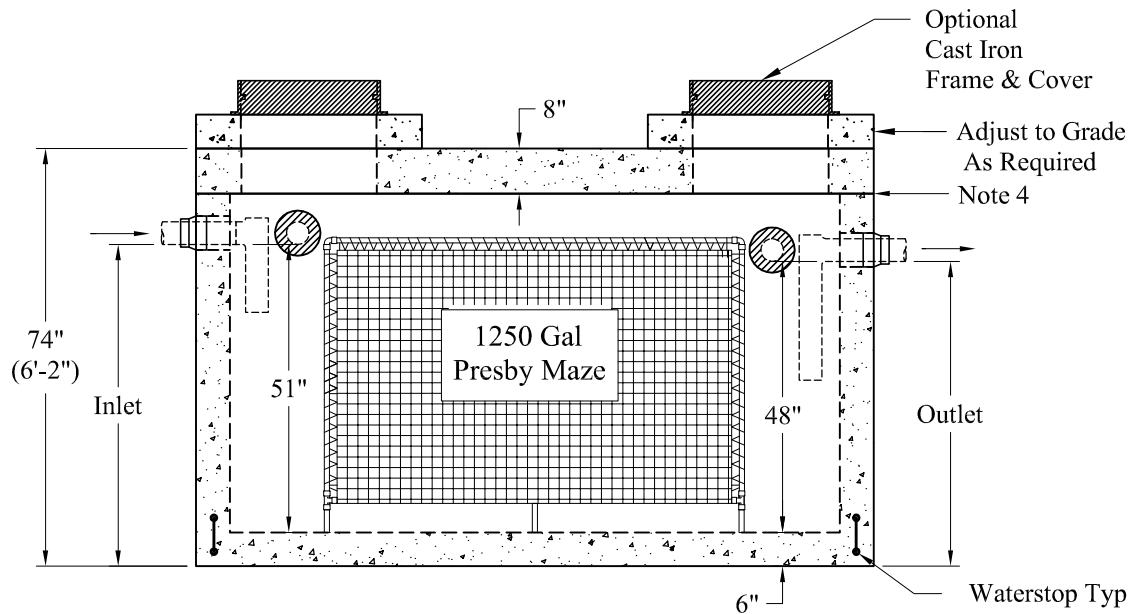
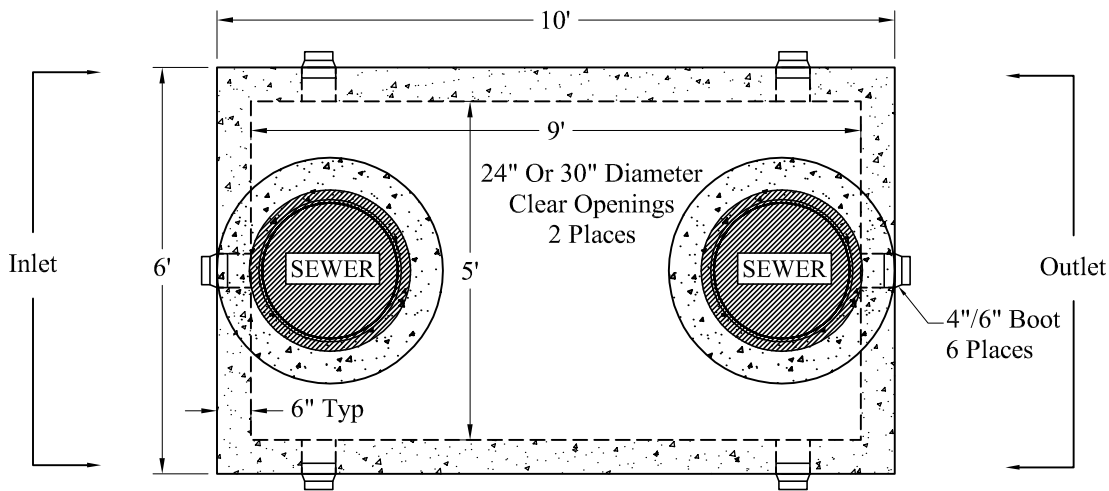


1-800-639-2199

Fax (603) 224-2927

Tanks\Standard\1,250_Gal_H20\1250_Gal_H20_Tank_w_Presby_Maze_Sales



End Views of Maze (NTS)

Liquid Levels: 5' x 9' = 337 Gals/VF

4" PVC = 1,348 Gals Inverts: Inlet-57" Outlet-54"

6" PVC = 1,321 Gals Inverts: Inlet-56" Outlet-53"

General Notes:

1. Steel Reinforcement Conforms to Latest ASTM Specifications: ASTM-A615 Grade 60 Rebar
2. Concrete: $f_c = 5,000$ psi @ 28 Days Minimum
3. Flexible Sleeves Provided On All Pipe Connections
4. Butyl Rubber Joint Sealant Provided
5. Internal PVC Baffles Available Upon Request
- Inlet: Shall Penetrate at Least 9" Below the Liquid Level, But Not Deeper Than the Outlet Baffle.
- Outlet: Shall Extend Below the Surface of the Liquid Equal to 40% of the Liquid Depth (19").
6. Design Loading: AASHTO-HS20-44, ASTM C-890-06
7. Design Specified As: ASTM C-1227-08, ASTM C-913-08
8. Other Inlet/Outlet Pipe Sizes Available

Est Weights:

Top Slab -	5,950 Lbs
Base -	15,550 Lbs
Total:	21,500 Lbs

Phoenix
Precast
Products

1,250 Gallon HS-20
Tank w/ Presby Maze

P/N: ST-1250H20