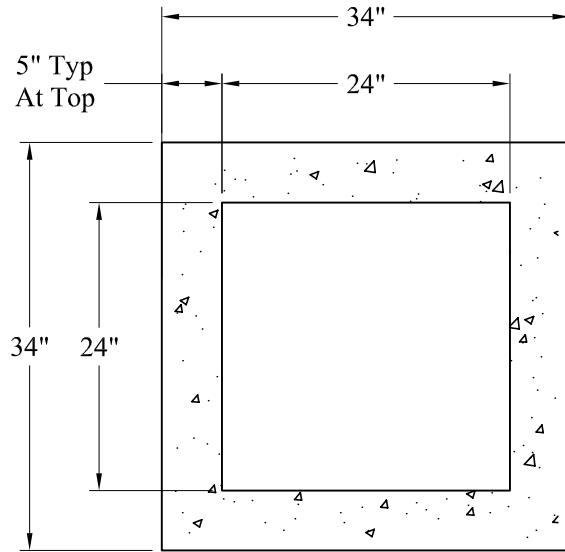
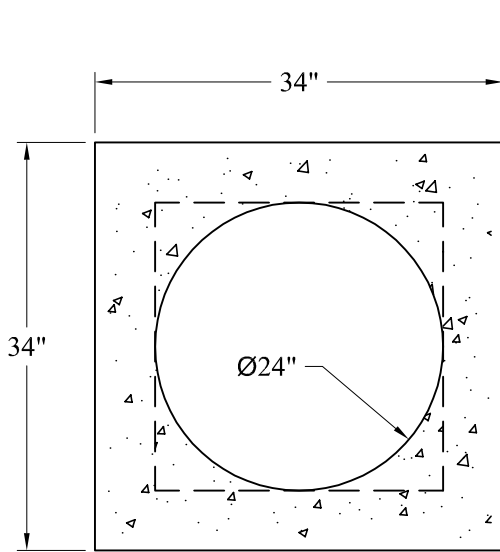


1-800-639-2199

Fax (603) 224-2927

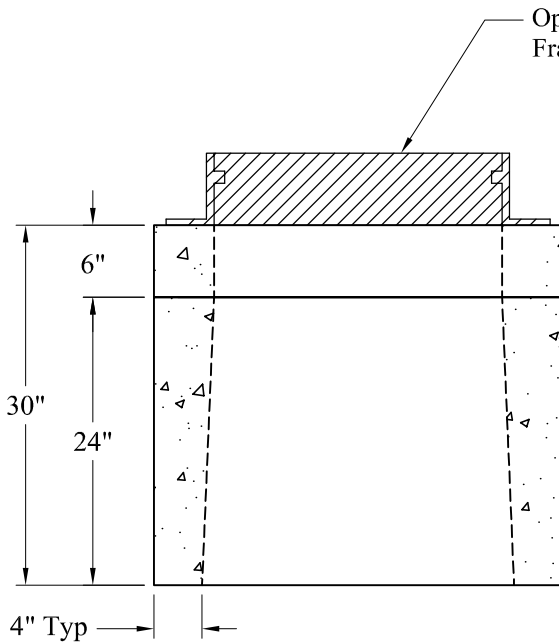
Electrical\Pull Box\24 x 24 x 24 Inch Pull Box (v)



Optional Top Slab
(Est Weight: 360 Lbs)

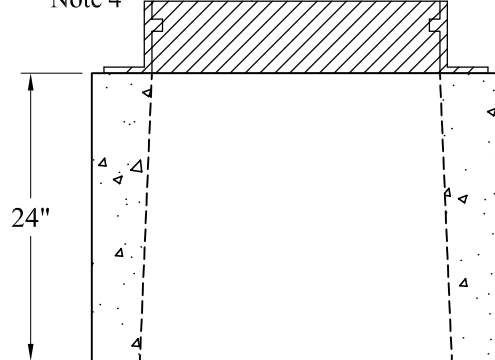
Phoenix Precast Products

Phoenix Precast Products



Optional Ø24" Cast Iron
Frame & Cover

Optional 2' x 2' Cast Iron
Frame & Cover
Note 4



Est Weight:

Cover: 435 Lbs

Pull Box: 1,100 Lbs

Total: 1,535 Lbs

General Notes

1. Concrete: $f_c = 4,000$ psi @ 28 Days Minimum
2. Reinforcement Steel: ASTM A615 Grade 60 Rebar
3. Design Loading: AASHTO-HS20-44
4. Square Cover N1878 A6L

Phoenix
Precast
Products

24" x 24" x 24"
Pull Box

P/N: HH-24