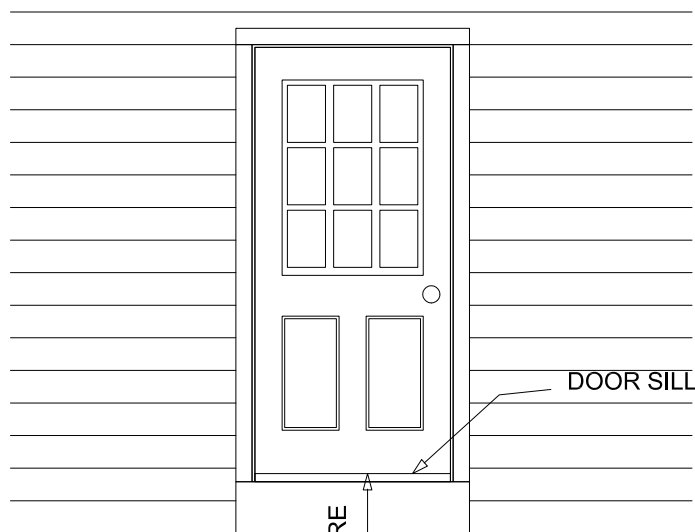


DIAGRAM A

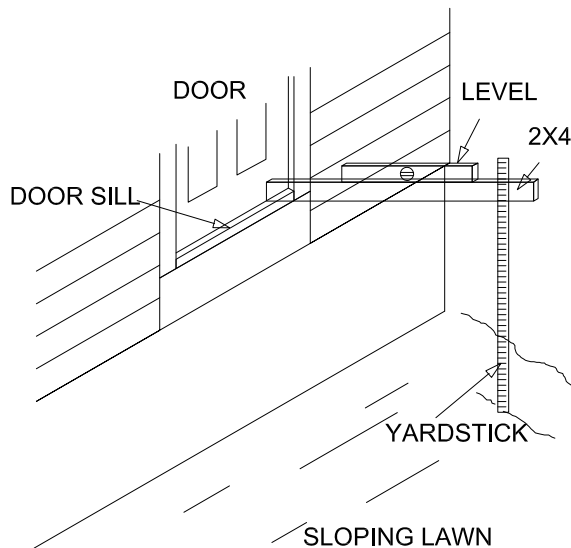
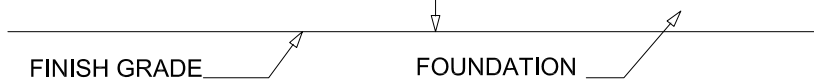


HOW TO MEASURE FOR PRECAST STEPS

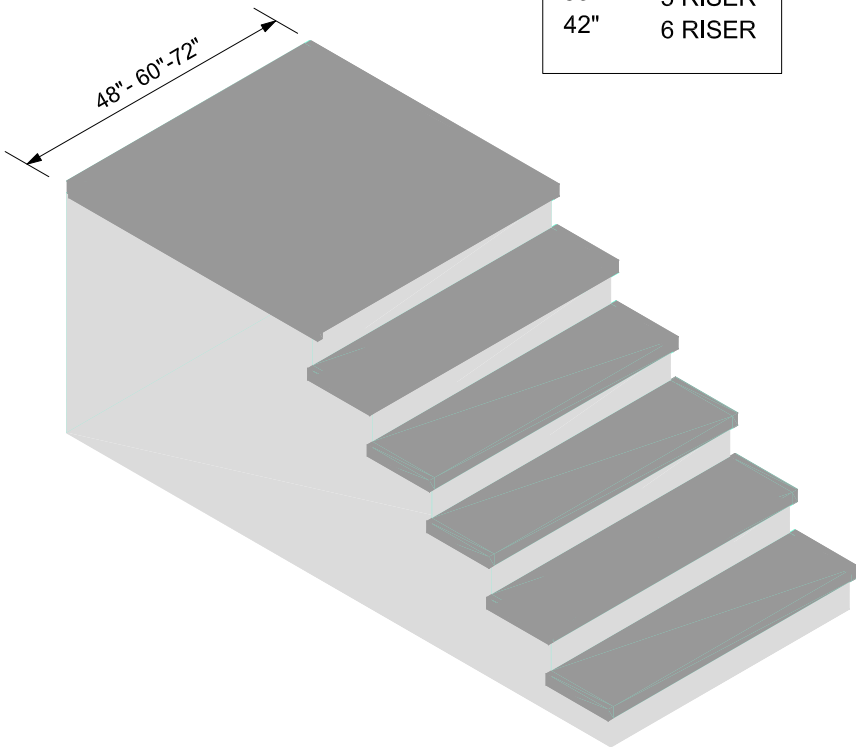
- Use Diagram A if Lawn is Flat
1. Measure from top of door sill to finish grade.
 2. Subtract 7".
 3. Then divide by 7. This will give the number of risers required.

- Example:
1. Door sill to finish grade is 35".
 2. $35" - 7" = 28"$
 3. $28" \div 7 = 4$ risers required.

The grade must be adjusted for small variations in the measurements prior to delivery and installation.



HEIGHT TABLE	
7"	1 RISER
14"	2 RISER
21"	3 RISER
28"	4 RISER
35"	5 RISER
42"	6 RISER



- Use Diagram B if Lawn is Sloping
1. Rest one end of board 5' or 6' long on door sill and level out.
 2. Measure from lower edge of board to ground and this will give the height of step.
 3. Large slopes must be brought to proper grade prior to delivery.
 4. Go to Diagram A, step 2.

Phoenix Precast Products

Phoenix Precast Products

**PHOENIX
PRECAST
PRODUCTS**

**PRECAST STEP
INSTALLATION**