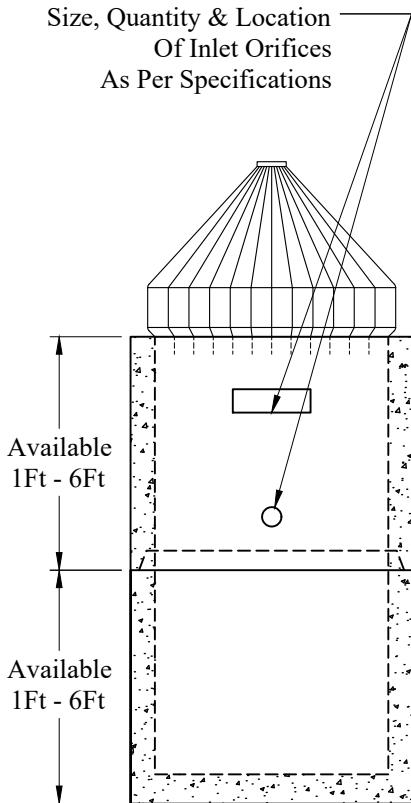
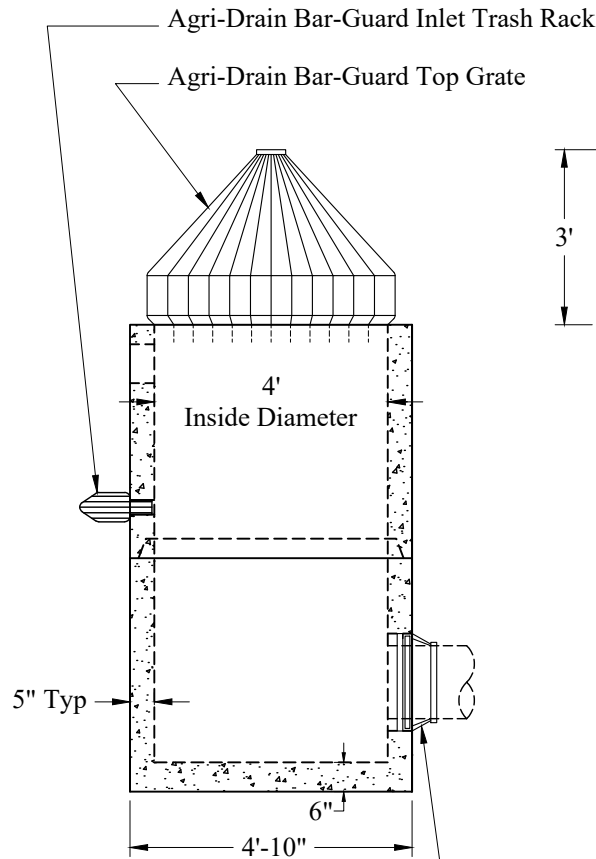


Plan View

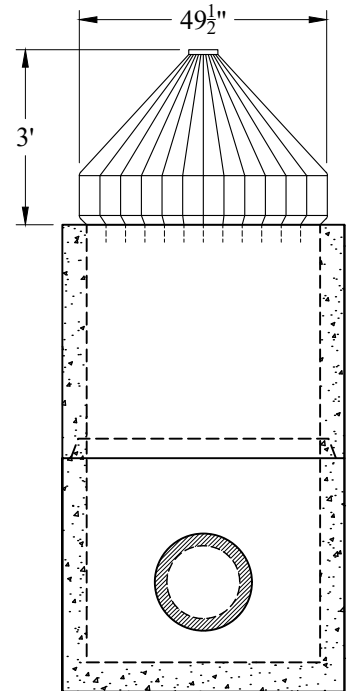
Size, Quantity & Location  
Of Inlet Orifices  
As Per Specifications



Inlet View



Side View



Outlet View

Optional Booted  
Outlet Pipe Connection

**General Notes**

1. Steel Reinforcement Conforms to Latest ASTM Specification:  
ASTM A-615, Grade 60 Black Deformed Bars  
ASTM A-185 Welded Wire Fabric  
0.12 Sq. In./Lineal Ft. And 0.12 Sq. In.(Both Ways) Base Bottom
2. Concrete:  $f_c = 4,000$  psi @ 28 Days Minimum, Type III Cement
3. Butyl Rubber Joint Sealant Provided Conforms to ASTM C-990  
And Federal Spec SS-S-210A
4. HS-20 Design Loading Conforms to Latest Specifications  
ASTM C478, AASHTO M199 Precast Reinforced Concrete  
Manhole Sections
5. One Pour Monolithic Base Section

**Phoenix  
Precast  
Products**

Standard 4' Diameter  
Outlet Control Structure  
Butt Top  
With Peaked Bar Top Grate

P/N: Custom As Required

Concord, NH 03301